

Country Briefing: Egypt 2017

Country Briefing for Business: Egypt, 2017



source: CIA
Regional Setting

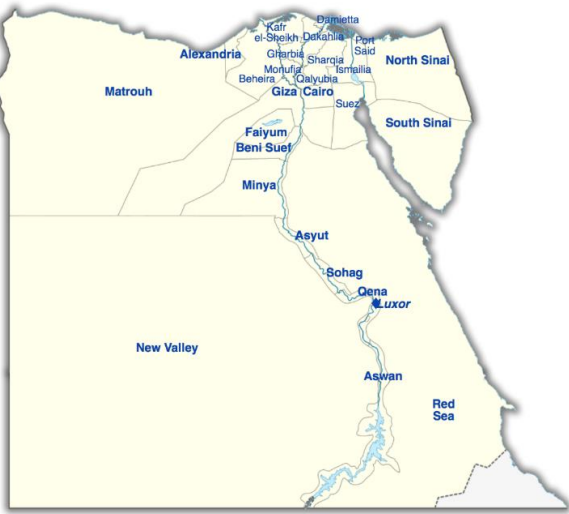
Slide	Subject
1.	Geography
2.	Government
3.	Economic Overview
4.	Economy - International (Trade in Goods)
5.	Economy - International (FDI)
6.	Currency: Pound (LE) to USD Exchange Rates
7.	Demographics
8.	Cultural Dimensions
9.	Industries & Companies
10.	Bibliography

© copyright, 2018-20, Stephen E. Weiss and Yuhua Shi unless otherwise indicated 0

0

Country Briefing: Egypt 2017

Egypt: Geography



land mass: 995,500 km²

Top 5 Cities by Urban Pop (c2017)	
Cairo	20.4 mn
Alexandria	4.5 mn
Giza	3.6 mn
Shubra El-Kheima	1.1 mn
Port Said	0.6 mn

*Metropolitan Population

Source: <https://www.worldatlas.com/articles/the-biggest-cities-in-modern-egypt.html>

© copyright, 2018-20, Stephen E. Weiss and Yuhua Shi unless otherwise indicated 1

1

Country Briefing for Business: Egypt 2017



Country Briefing: Egypt 2017

Egypt: Government

Political System: Presidential Republic

Leaders:

- President: Abdelfattah ELSISI (since 2014)
- Prime Minister: Sherif ISMAIL (Sept 2015-June 2018)

Branches of Government:

- Executive: President, Prime Minister, parliament
- Legislative: Unicameral House of Representatives
- Judiciary: Highest courts & subordinate courts

Main Legislative Body: House of Representatives (596 seats)

Political Risk:

- Hosni Mubarak (in office from 1981-2011) was forced to resign after the widespread protest during the *Arab Spring*. The country went through the *Egyptian Crisis*, where the new president-elected Mohamed Morsi was removed by the military in 2013
- Suffering from terrorist attacks in 2017. Unable to stabilize the security environment.
- ELSIISI has been accused for **electronic surveillance** and stifling dissents through power

Legal System: mixed legal system based on Napoleonic civil and penal law, Islamic religious law, and vestiges of colonial-era laws

Transparency Rank: 117th/180 countries (cf. Canada=8, US=16, India=81)

Administrative Divisions: 27 governorates

sources: CIA World Factbook, NYT, Transparency International

Images deleted due to copyright restrictions

© copyright, 2018-20, Stephen E. Weiss and Yuhua Shi unless otherwise indicated 2

2



Country Briefing: Egypt 2017

Egypt: Economic Overview

GDP: \$237.1 bn
GDP/capita: \$12,700
GDP growth: 4.2%/yr.
Inflation: 23.5%
Unemployment rate: 12.2%

Source: CIA, World Bank

EGYPT GDP GROWTH RATE



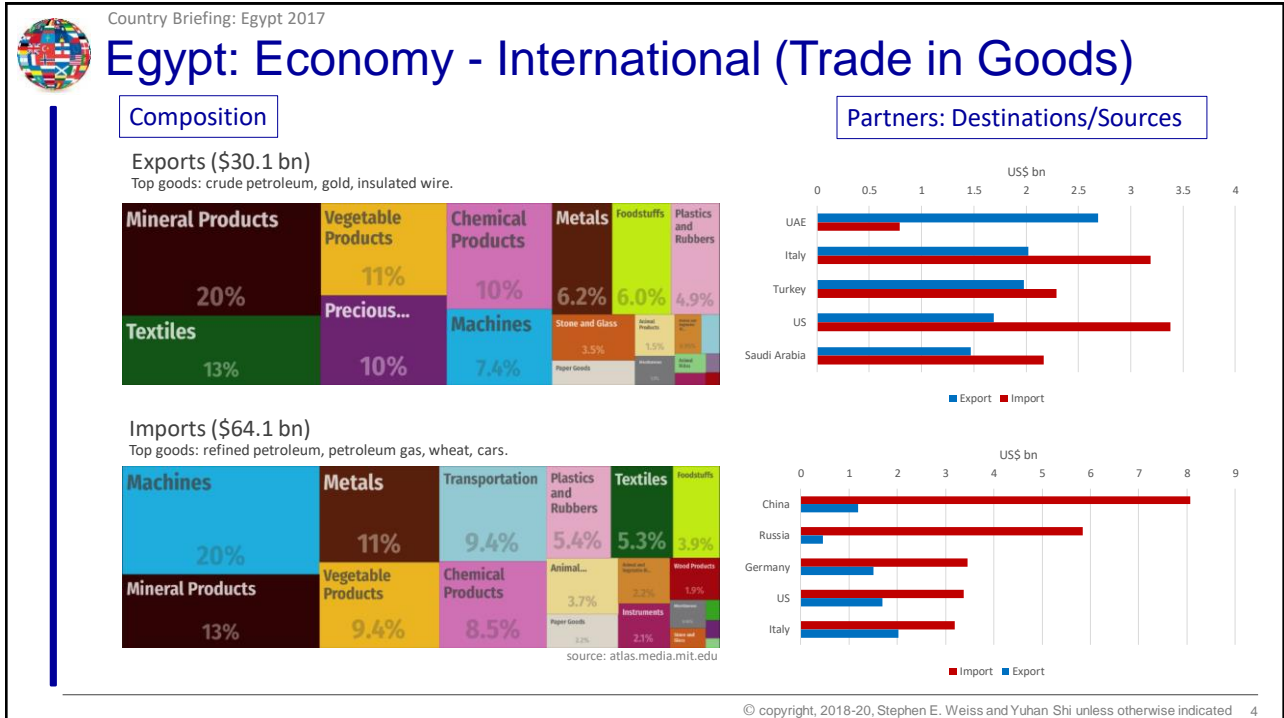
EGYPT INFLATION RATE



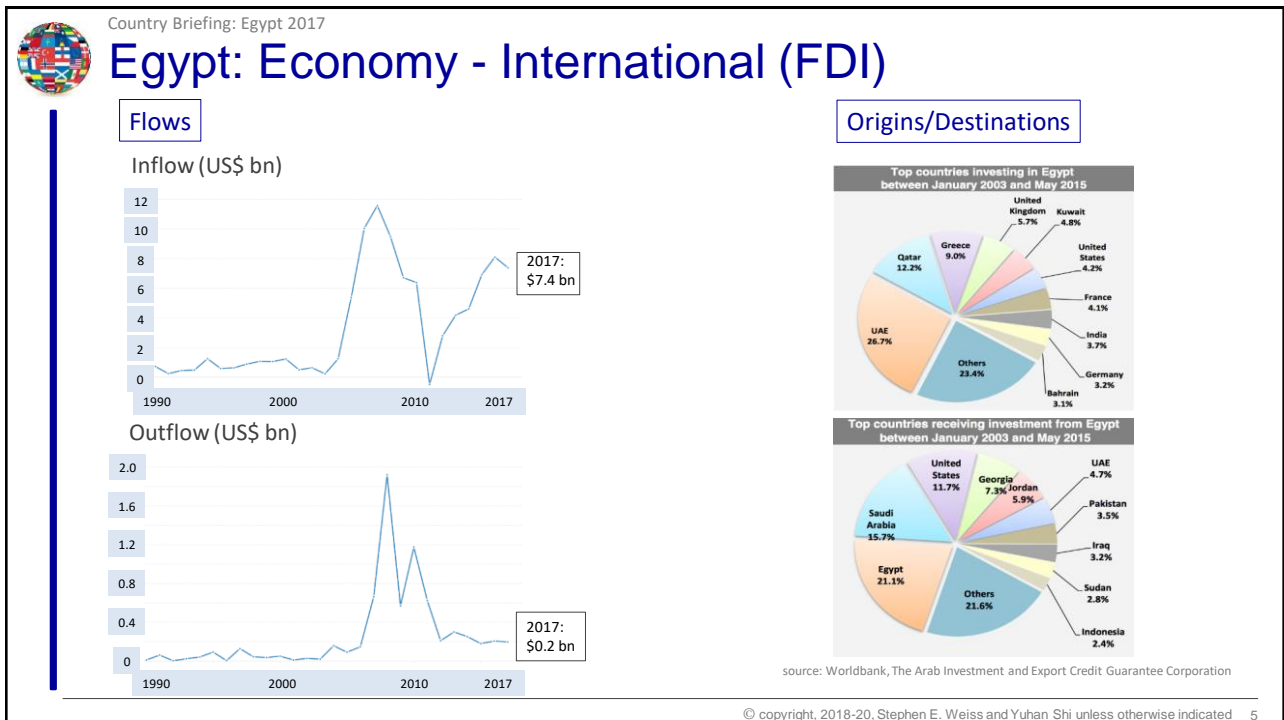
© copyright, 2018-20, Stephen E. Weiss and Yuhua Shi unless otherwise indicated 3

3

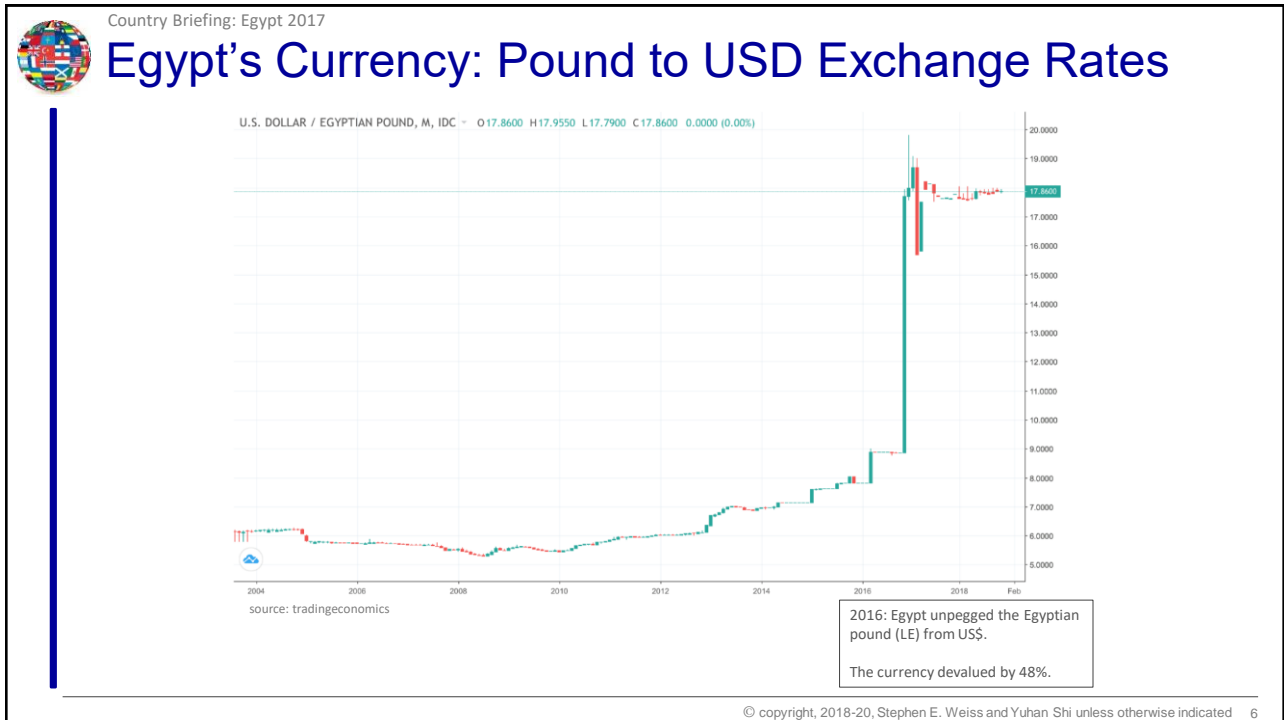
Country Briefing for Business: Egypt 2017



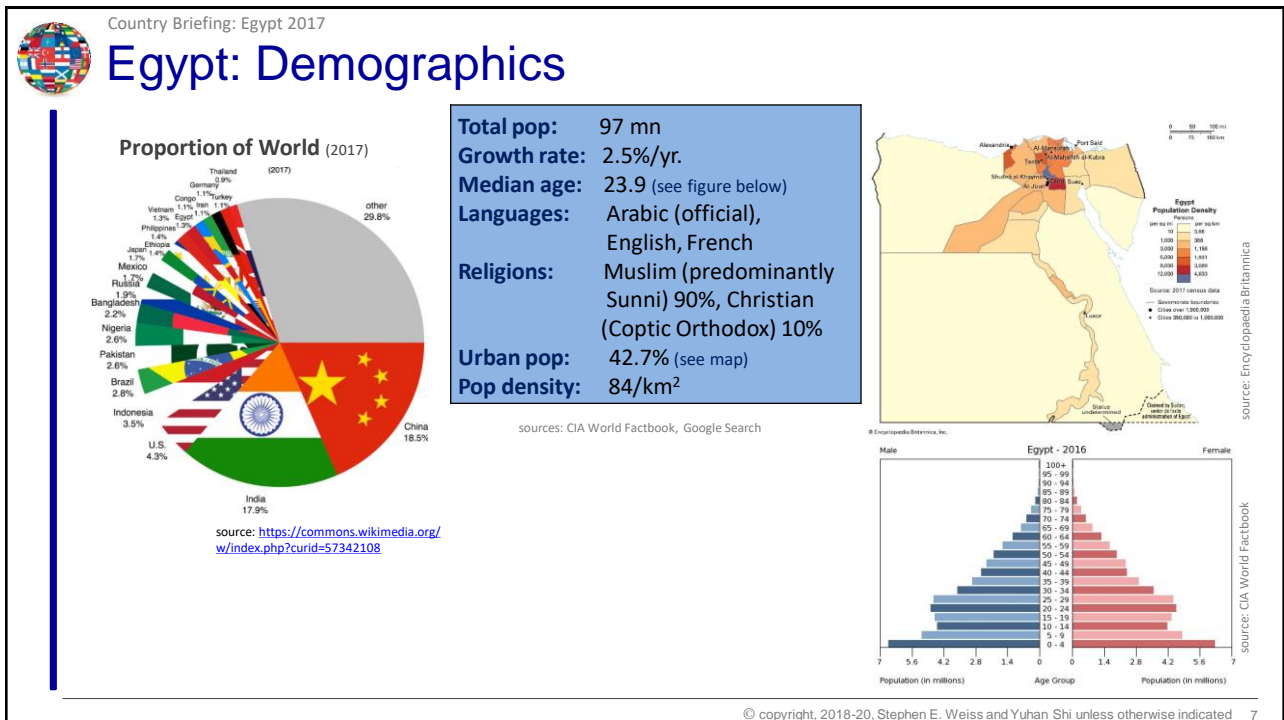
4



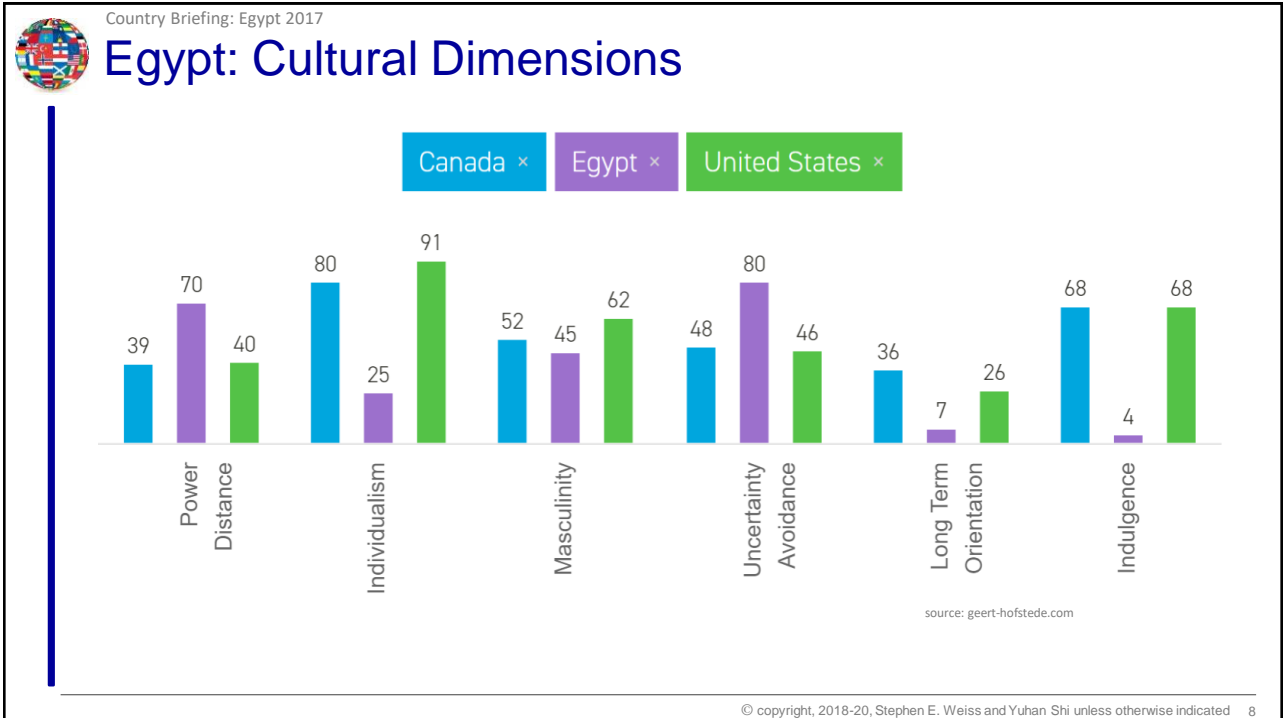
5



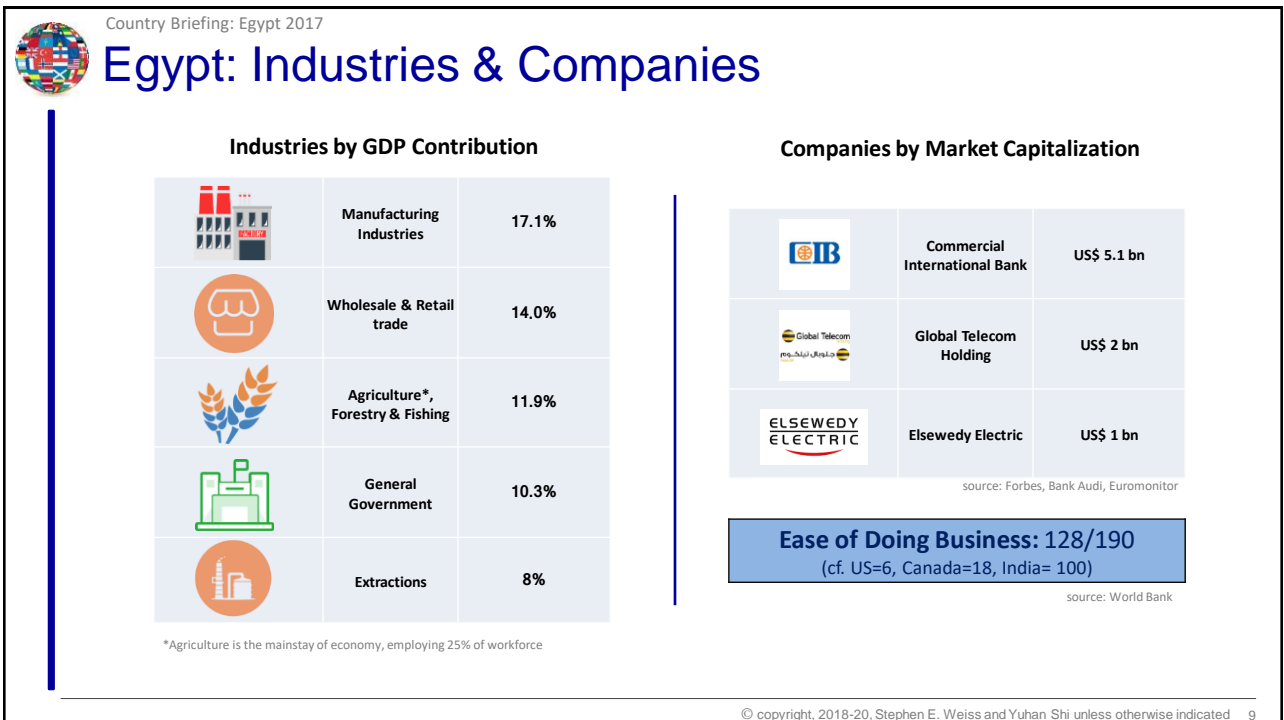
6



7



8



9



Bibliography

- United States Central Intelligence Agency. (2000) *Europe, North Africa, and the Middle East*. [Washington, D.C.: Central Intelligence Agency] [Map] Retrieved from the Library of Congress, <https://www.loc.gov/item/2005626532/>.
- Egypt, Arab Rep. Trade Summary. (n.d.). Retrieved from <https://wits.worldbank.org/CountryProfile/en/Country/EGY/Year/LTST/Summary>
- Country Comparison. (n.d.). Retrieved from <https://www.hofstede-insights.com/country-comparison>
- The World Factbook: EGYPT. (2018, October 30). Retrieved from <https://www.cia.gov/library/publications/the-world-factbook/geos/eg.html>
- Egypt. (n.d.). Retrieved from <https://atlas.media.mit.edu/en/profile/country/egy/>
- Hinchliffe, E. (2017, August 16). Team of rivals: The startups Uber competes against around the world. Retrieved from <https://mashable.com/2017/08/16/uber-global-rivals-didi/#eSmXsrNugg9>
- Egypt GDP Growth Rate 1992-2018 | Data | Chart | Calendar | Forecast. (n.d.). Retrieved from <https://tradingeconomics.com/egypt/gdp-growth>
- Egypt Inflation Rate 1958-2018 | Data | Chart | Calendar | Forecast. (n.d.). Retrieved from <https://tradingeconomics.com/egypt/inflation-cpi>
- E.V., T. I. (n.d.). Egypt. Retrieved from <https://www.transparency.org/country/>
- Foreign direct investment, net outflows (BoP, current US\$). (n.d.). Retrieved from https://data.worldbank.org/indicator/BM.KLT.DINV.CD.WD?end=2017&locations=EG&start=1977&view=chart&year_high_desc=true
- Egypt: Inward and Outward FDI* (Rep.). (n.d.). The Arab Investment and Export Credit Guarantee Corporation. Retrieved from <http://dhaman.net/wp-content/uploads/2016/02/Egypt.pdf>
- Egyptian Pound 2002-2018 | Data | Chart | Calendar | Forecast | News. (n.d.). Retrieved from <https://tradingeconomics.com/egypt/currency>
- Smith, C. G., Goldschmidt, A. E., Holt, P. M., Little, D. P., Hopwood, D., & Baker, R. W. (2018, October 06). Egypt. Retrieved from <https://www.britannica.com/place/Egypt>
- Amro. (n.d.). Biggest Companies, Top 100 Companies in The Arab World 2017 – Forbes Middle East. Retrieved from <https://www.forbesmiddleeast.com/en/list/the-top-100-companies-in-the-arab-world-2017/>
- Bankaudigroup.com. (2018). [online] Available at: <http://www.bankaudigroup.com/GroupWebsite/openAudiFile1.aspx?id=3329> [Accessed 16 Nov. 2018]
- Egypt: Country Profile* (pp. 1-5, Rep.). (n.d.). Retrieved November 15, 2018, from <https://www.euromonitor.com/canada>.